

# E.P.I.C. Global Equity Opportunities Fund

This is a marketing communication. Please refer to the Hong Kong offering document (comprising the Prospectus, Supplements, Hong Kong Covering Document and Product Key Facts Statement) of the Fund before making any final investment decisions. This Factsheet may not be reproduced or circulated without prior permission of AXA IM Select.

Morningstar rating



Based on returns as of 28/02/2025



Morningstar Category

EAA Fund Global Large-Cap Blend Equity (USD)

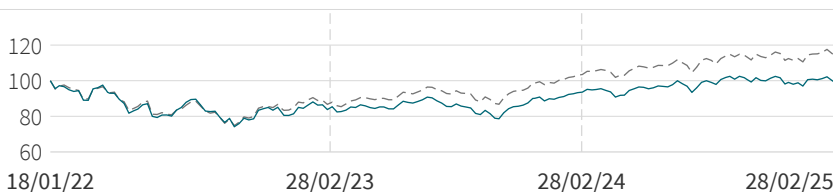
## IMPORTANT NOTES

- This Fund invests primarily in a diversified and actively managed portfolio of global equity securities with a focus on sustainable investments, in particular, by way of investment in other collective investment schemes.
- This Fund is subject to the following key risk factors: risks associated with sustainable investments, risk relating to dynamic asset allocation, risk of investing in other collective investment schemes, index fund risk, emerging markets risk, Eurozone risk, equity risk, small-cap and/or mid-cap company risk, concentration risk and currency risk.
- Investors should not make investment decisions based on this document alone and should read the offering document (comprising the Prospectus, Supplements, Hong Kong Covering Document and Product Key Facts Statement of the Fund) for details including risk factors.
- Before you decide to invest, make sure the intermediary has explained to you that the Fund is suitable for you.

## Investment Objective and Policy Summary

The investment objective of the Fund is to seek to provide long term growth of capital with a medium to high volatility level from a diversified and actively managed portfolio of securities with a focus on "Sustainable Investments" as defined in the fund supplement. The Fund is an actively managed fund of funds. The fund intends to hold a minimum of 70% and less than 100% of its net asset value in Collective Investment Schemes (CIS), with a focus on Sustainable Investments. When selecting the CIS to invest in, the Manager will invest only in CIS which are classified as Article 9 in line with the Sustainable Finance Disclosure Regulation (SFDR). The CIS in which the Fund will invest will have a range of underlying investments which may reflect exposure to equities and/or equity-related securities, money market instruments, financial derivative instruments, financial indices and/or currencies. The Fund may also invest up to 10% of its net asset value directly in equities, units or shares of Real Estate Investment Trusts and equity-related securities. The Fund is not subject to any limitation on the proportion of its net assets that may be invested in any one country, region or sector. The Fund does not have a benchmark.

## Performance (%) as at 28/02/2025



— E.P.I.C. Global Equity Opportunities Fund Retail Class R (USD) Units

- - - 100.0% EAA Fund Global Large-Cap Blend Equity (USD)

Cumulative performance (%)	1 Month	3 Months	YTD	1 Year	3 years	5 Years	Inception
Portfolio	-1.5	-2.2	1.4	6.2	5.3	-	-0.6
Peer Group	-0.5	-0.3	2.7	10.6	21.1	-	14.4

Discrete performance (%)	29/02/24- 28/02/25	01/03/23- 29/02/24	01/03/22- 28/02/23	01/03/21- 28/02/22	29/02/20- 28/02/21
Portfolio	6.2	11.3	-10.9	-	-
Peer Group	10.6	18.9	-7.9	-	-

Since Fund Inception(monthly returns)	Portfolio	Peer Group
Volatility (%)	16.99	15.21
Sharpe Ratio	0.13	0.53
Positive Months	19	21
Negative Months	18	16
Max Drawdown (%)	-22.80	-22.20
Max Gain (%)	36.55	53.43

Source: State Street Banque SA. Past performance is not a guide to future performance. Total return figures are calculated on a single pricing basis with net income (dividends) reinvested. Performance figures are shown in Euro unless otherwise specified. Performance figures are net of all fees. Transaction costs are included for the period shown but may differ in the future as these costs cannot be determined with precision in advance.

## FUND FACTSHEET FEBRUARY 2025

### FUND FACTS

AS AT 28/02/2025

#### Fund data

Launch date	19.01.2022
Fund size (\$m)	40.84
Base Currency <sup>1</sup>	USD
Fund Price <sup>1</sup>	99.38
Legal Structure	A sub-fund of a Unit Trust

#### Retail Class R (USD)

ISIN	IE000M1R8B06
AMC <sup>2</sup> /OCF <sup>3</sup>	1.25%/2.03%

<sup>1</sup> Fund information is for Retail Class R.

<sup>2</sup> The Annual Management Charge (AMC), is a charge taken from the fund. The charge is expressed as a percentage per annum but is normally taken daily from the fund and is calculated based on the value of funds under management. Normally the fund manager reserves the right to review the level of charge.

<sup>3</sup> The Ongoing Charges Figure (OCF), is made up of the Annual Management Charge (AMC) and other operating costs. If the investment is not denominated in your local currency this product is subject to exchange rate risk. The OCF equals the All-In Fee payable to the Manager which is currently fixed and captures all the ongoing operating fees and charges (including those of the underlying CIS) payable by the Fund. In case the actual ongoing operating fees and charges exceeds the amount of All-In Fee, the excess will be borne by the Manager

# E.P.I.C. Global Equity Opportunities Fund

FUND FACTSHEET  
FEBRUARY 2025

Page 2 / 4



## FUND MANAGER(S)



**Mai Khanh Vo**  
Chief Investment Officer  
AXA IM Select Asia Limited



**Thomas Vogl**  
Portfolio Manager  
AXA IM Select Asia Limited

## COMMENTARY

President Trump slapped tariffs on China, Canada and Mexico. Tariffs of 25% are threatened on EU imports.

Chinese stocks surged (MSCI China +11.5%) on AI fever. European shares rose (EuroStoxx 50 +3.3%), as investors rotated out of US shares, which fell amid worries that tariffs could slow GDP growth (S&P 500 Index -1.4%). Japanese shares also fell (TOPIX -3.8%). In a mixed, but overall negative month for global equity markets EPIC delivered a negative absolute and relative performance vs. reference benchmark. While Chinese and European stocks delivered strong returns, investors rotated out of highly valued US shares. US equities fell amid worries that higher tariffs, as well as cuts to federal spending and jobs, might stoke inflation and slow the pace of growth.

In this environment small/mid cap stocks underperformed mainly due to fears of weaker growth in the US, which was a headwind for some of the core funds in EPIC. AB and higher beta funds with exposure to small/mid cap stocks like Baillie Gifford were the main negative contributors. Also, sustainable tech related funds were hurt by weaker performance in the (US) AI and semiconductor space. On the positive side, the defensive part of EPIC via funds like Robeco SDG Conservatives Equities or AXA Climate Equity helped, as expected, to protect on the downside due to their favourable sector exposure and low volatility bias. Also, Robeco Smart Mobility showed strong relative performance due to stock specific reasons. Over the month we decreased the allocation to funds with higher small/mid cap exposure and exposure to sustainable tech theme. The defensive part of EPIC was further increased and a new health impact fund was added.

## TOP HOLDINGS AS AT 28/02/2025

Name	%
Candriam Sustainable Equity World	13.80
JPMORGAN CARBON TRANSITION GLO JPM CARBON TR GLEQ	13.14
AB SICAV I Sustainable Global Thematic Portfolio	12.99
ROBECOSAM QI GLOBAL SDG + CLIM RBC SMQI GS + CL CO	10.94
JPMORGAN US RESEARCH ENHANCED JPM US SRI PA UCITS	6.56
AXA WORLD FDS SICAV MUTUAL FUND	6.22
BNP Paribas Funds Aqua	5.64
Baillie Gifford Worldwide Positive Fund	5.15
WELLINGTON GLOBAL STEWARDS FUN WELLINGTON GL STEWA	4.66
M+G LUX INVESTMENT FUNDS 1 M M+G LX 1 GL SUS PAR	4.57
<b>Total</b>	<b>83.68</b>
<b>Total number of holdings</b>	<b>17</b>

## KEY FUND FACTS AS AT 28/02/2025

**\$41m**

assets under  
management

**17**

holdings  
spread across  
3 geographical  
regions

# E.P.I.C. Global Equity Opportunities Fund

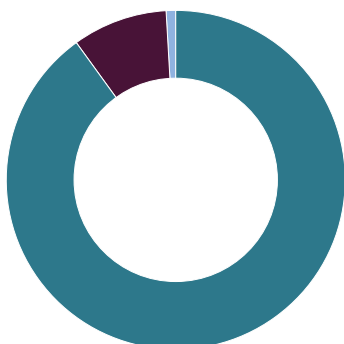
FUND FACTSHEET  
FEBRUARY 2025

Page 3 / 4



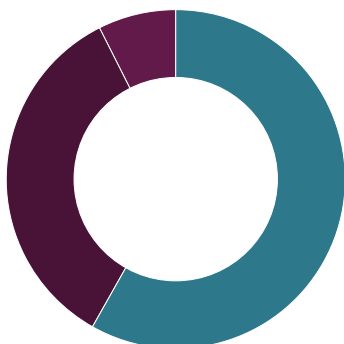
## ALLOCATION AS AT 28/02/2025

### Asset allocation



Equity	90.02%
Diversified	9.07%
Cash	0.91%

### Geographical allocation



Global	58.16%
Europe	34.40%
US	7.43%

Due to rounding, the figures shown in each of the geographical and sector allocations may not add up to 100% and the allocations may change.

## KEY RISK AND REWARD

Investment involves risks. The following sets out the key risks. Please refer to the offering document for details of other applicable risk factors.

**General investment risk:** The Fund's investment portfolio may fall in value due to any of the key risk factors below and therefore your investment in the Fund may suffer losses. There is no guarantee of the repayment of principal.

**Risks associated with Sustainable Investments:** The Fund's focus on Sustainable Investments may adversely affect the Fund's investment performance since this may result in foregoing opportunities to buy certain investments which it might otherwise be advantageous to do so, and/or selling investments when it might be disadvantageous to do so. As such, the Fund's performance may at times be worse than the performance of other funds that do not focus on Sustainable Investments.

**Risk relating to dynamic asset allocation:** the Fund may incur greater transaction costs than a fund with static allocation strategy. Dynamic asset allocation may not enable the Fund to achieve the desired results under all circumstances and market conditions.

**Risk of investing in other CIS:** Investing in other CIS involves substantially the same risks as investing directly in the underlying investments, but the total return on such investments at the Fund level may be reduced by the operating expenses and fees of such underlying CIS. The Fund does not have control of the investments of the underlying CIS and there is no assurance that the investment objective and strategy of the underlying CIS will be successfully achieved which may have a negative impact on the net asset value of the Fund.

**Index fund risk:** The Fund may invest in CIS which seeks to track or replicate an index. This exposes the Fund to the market risks associated with fluctuations in the securities comprising the index and the value of securities comprised in the underlying CIS.

**Emerging markets risk:** The Fund which invests in emerging markets may be subject to greater risk of loss than a fund which invests in a developed market.

**Eurozone risk:** Any adverse events, such as credit downgrade of a sovereign or exit of EU Member States from the Eurozone, may have a negative impact on the value of the Fund.

**Equity risk:** Stocks and other equity securities generally fluctuate in value more than bonds and may decline in value over short or over extended periods.

**Small-cap and/or mid-cap company risk:** The Fund may invest in small-cap and mid-cap companies which may involve greater risks than investments in larger, more established issuers.

**Concentration risk:** The Fund's investments may be, at times, concentrated in specific industry sectors / instruments / geographical locations, etc. The value of the Fund may be more volatile than that of a fund having a more diverse portfolio of investments.

**Currency risk:** Unfavourable fluctuations in currency exchange rates and exchange rate controls of these currencies will negatively affect the net asset value of the Fund.

# E.P.I.C. Global Equity Opportunities Fund

FUND FACTSHEET  
FEBRUARY 2025

Page 4 / 4



The value of investments and any income provided by them can go down as well as up. Investors could get back less than invested. Past performance is not a guide to future performance. This factsheet is for information purposes only and is not designed to provide advice on the suitability of an investment for your personal situation. If you have any questions regarding this factsheet, you are recommended to speak to a financial adviser.

## IMPORTANT INFORMATION

This material is issued by AXA IM Select Asia Limited (the "Company"), and has not been reviewed by the Securities and Futures Commission of Hong Kong (the "SFC"). This material is produced for information purposes only and does not constitute as such an offer to invest in the funds mentioned herein or an investment advice. The funds authorised by the SFC do not imply official recommendation from the SFC. SFC authorisation is not a recommendation or endorsement of a scheme nor does it guarantee the commercial merits of a scheme or its performance. It does not mean the scheme is suitable for all investors nor is it an endorsement of its suitability for any particular investor or class of investors. Opinions included in this material constitute the judgment of the Company at the time specified and may be subject to change without notice. The Company is not obliged to update or alter the information or opinions contained within this material. Investors should consult their own professional advisors in respect of investment, legal, accounting, domicile and tax advice prior to investing in the funds in order to make an independent determination of the suitability of the consequences of an investment. Investment involves risk. Given the economic and market risks, there can be no assurance that the funds will achieve their investment objectives. Investors may not get back the amount they originally invested. Past performance is not a guarantee of future results. Please refer to the offering document for further information (including the risk factors) about the funds.

AXA IM Select operates one legal entity in Ireland and one legal entity in Hong Kong : Architas Multi-Manager Europe Limited (AMMEL) in Ireland and AXA IM Select Asia Limited (AIMAL) in Hong Kong with the ultimate parent and controlling company as AXA SA (a company registered in France).

Architas Multi-Manager Europe Limited is regulated by the Central Bank of Ireland. AMMEL is a private company limited by Shares with registration no. 462350. The Fund is a UCITS and regulated by the Central Bank of Ireland.

This document does not provide you with all the facts you need to make an informed decision about investing. More information is available in the Hong Kong offering document (comprising the Prospectus, Supplements, Hong Kong Covering Document and Product Key Facts Statement), both of which are available, in English and Chinese, free of charge, from AXA IM Select.

data, analyses and opinions ("Information") contained herein: (1) include the proprietary information of Morningstar and its content providers; (2) may not be copied or redistributed except as specifically authorised; (3) do not constitute investment advice; (4) are provided solely for informational purposes; (5) are not warranted to be complete, accurate or timely; and (6) may be drawn from fund data published on various dates. Morningstar is not responsible for any trading decisions, damages or other losses related to the Information or its use. Please verify all of the Information before using it and don't make any investment decision except upon the advice of a professional financial adviser. Past performance is no guarantee of future results. The value and income derived from investments may go down as well as up. The Morningstar Star Rating for Stocks is assigned based on an analyst's estimate of a stocks fair value. It is projection/opinion and not a statement of fact. Morningstar assigns star ratings based on an analyst's estimate of a stock's fair value. Four components drive the Star Rating: (1) our assessment of the firm's economic moat, (2) our estimate of the stock's fair value, (3) our uncertainty around that fair value estimate and (4) the current market price. This process culminates in a single-point star rating that is updated daily. A 5-star represents a belief that the stock is a good value at its current price; a 1-star stock isn't. If our base case assumptions are true the market price will converge on our fair value estimate over time, generally within three years. Investments in securities are subject to market and other risks. Past performance of a security may or may not be sustained in future and is no indication of future performance.

Global Large-Cap Blend Equity funds invest principally in the equities of large-cap companies from around the globe. Most of these funds divide their assets among many developed markets and invest at least 20% of equity assets in North America and 15% in Greater Europe. Equities in the top 70% of the capitalisation of each of the seven regional Morningstar style zones are defined as large-cap (the style zones are Europe, US, Canada, Latin America, Japan, Asia ex-Japan, and Australia/New Zealand- please see the Morningstar Style Box Methodology for further information). The blend style is assigned to funds where neither growth nor value characteristics predominate. At least 75% of total assets are invested in equities.

## CONTACT US

### Email:

[select.asia.contact@axa-im.com](mailto:select.asia.contact@axa-im.com)

Phone: +852 2285 2117